

PHILIPP GROUP

PHILIPP Breaking-pin (plastic)



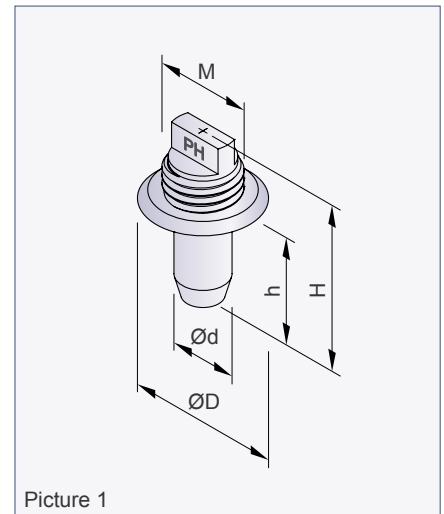
VB3-T-022-en - 01/16

Data sheet

PHILIPP Breaking-pin (plastic)

The Breaking-pins (plastic) are used in order to fix threaded transport anchors and inserts as well as fixing sockets easily, fast and flush to the surface of the formwork.

The Breaking-pin is pressed in a prepared hole of the formwork with already screwed-on anchor (Picture 3). Before casting the concrete we recommend to fix the anchor to the reinforcement additionally. The predetermined breaking point of the Breaking-pin enables a fast and easy demoulding (Picture 4). Here the part of the pin, which remains in the socket, now protects the thread against dirt until the final use. Then a standard slotted screwdriver is enough to unscrew the pin from the socket. For this purpose, a recess insight the pin is provided (Picture 5). The Breaking-pin has particular advantages when used in manholes, panels with openings, garage formworks as well as in formworks with a challenging demoulding.



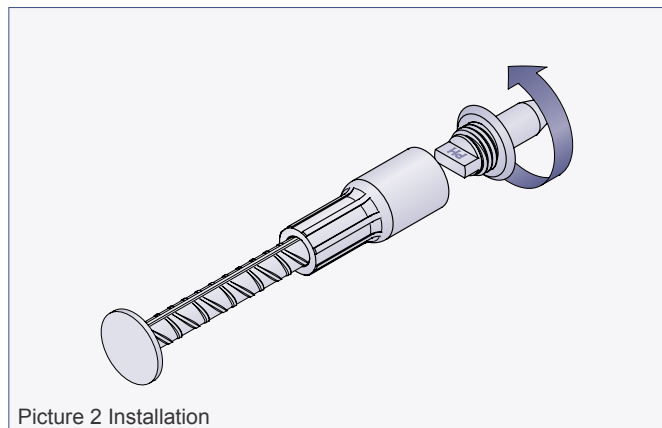
Picture 1



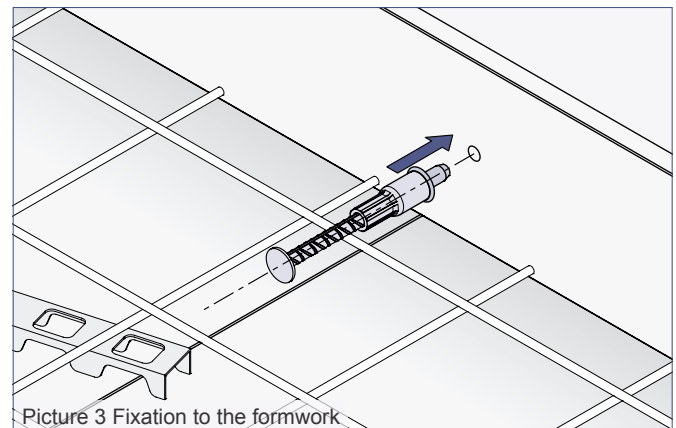
Only to be combined with Wirbelstar and Lifting loop with threaded end.

Table 1: Dimensions of the Breaking-pin (plastic)

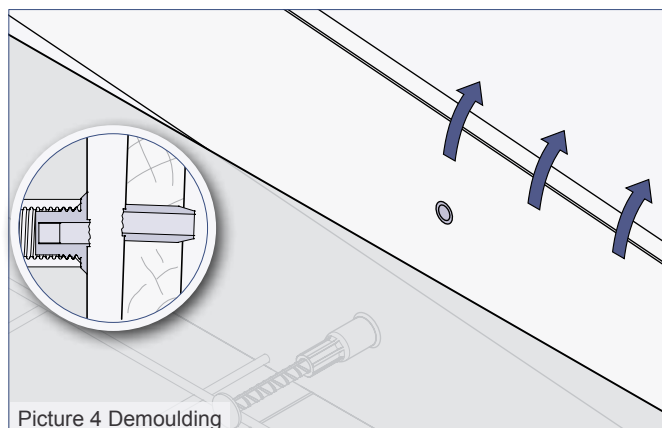
Ref.-No.	Type [RD/M]	ØD [mm]	Ød [mm]	H [mm]	h [mm]	Colour code	Weight [kg/100 pcs.]
72KHS08	8	19.5	11.3	39.0	23.0	Sulfur yellow	0.26
72KHS10	10	19.5	11.3	39.0	23.0	Light blue	0.26
72KHS12	12	21.5	11.3	39.0	23.0	Pastel orange	0.27
72KHS16	16	25.5	17.3	45.0	23.0	Flame red	0.37
72KHS20	20	28.0	17.3	45.0	23.0	Pastel green	0.84
72KHS24	24	35.0	17.3	45.0	23.0	Jet black	1.04



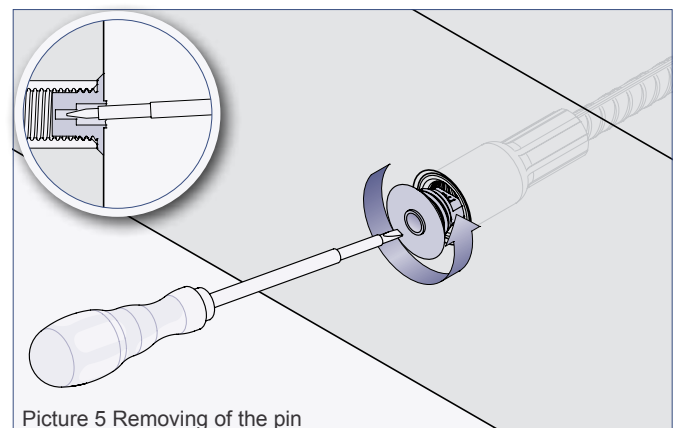
Picture 2 Installation



Picture 3 Fixation to the formwork



Picture 4 Demoulding



Picture 5 Removing of the pin