




# PHILIPP Accessories

---

## Data Sheet

for PHILIPP Spherical Head Transport Anchor System

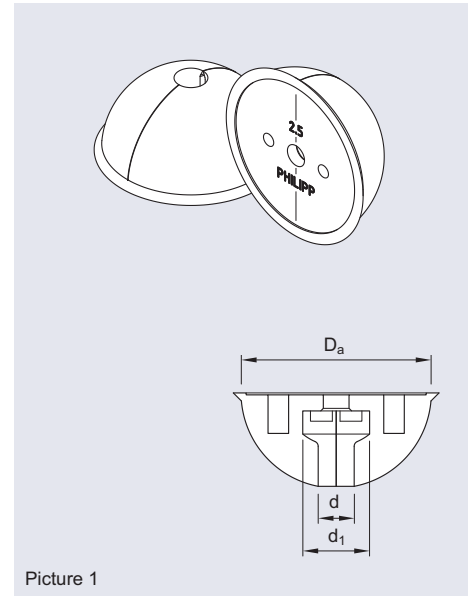


# DATA SHEET FOR PHILIPP ACCESSORIES

The **PHILIPP KK-Transport Anchor** has to be installed with the particular recess former, so that the **PHILIPP Spherical Head Lifting Clutch** can be coupled with the **PHILIPP KK-Transport Anchor** simply and safely. Three types of the recess formers are available.

**Table 1: Dimensions Rubber Recess Former**  
(without steel parts)

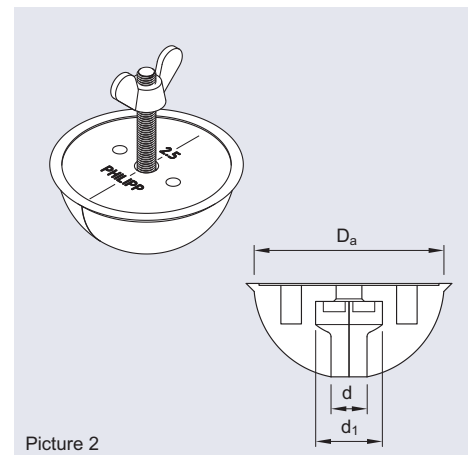
Art.-No.	Load Group	$D_a$	d	$d_1$	Colour	Weight	PU
	[t]						
83-AKO-013	1.0 - 1.3	60	10	20	blue	9.0	1
83-AKO-025	1.5 - 2.5	74	14	27	yellow	9.0	1
83-AKO-050	3.0 - 5.0	94	20	37	blue	19.0	1
83-AKO-075	6.0 - 7.5	118	25	48	red	38.0	1
83-AKO-100	8.0 - 10.0	118	29	48	yellow	38.0	1
83-AKO-150	12.0 - 15.0	160	35	71	grey	109.0	1
83-AKO-200	16.0 - 20.0	160	40	71	grey	109.0	1
83-AKO-320	32.0	214	51	89	black	310.0	1



Picture 1

**Table 2: Dimensions Rubber Recess Former**  
(with steel parts)

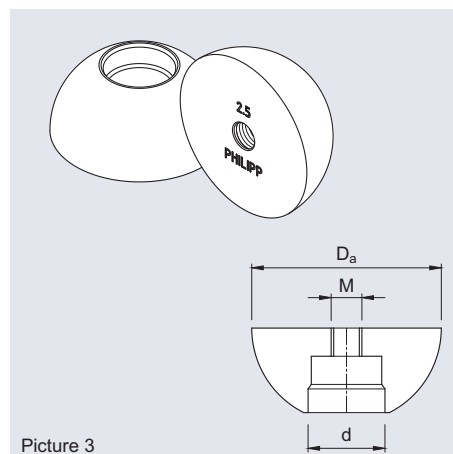
Art.-No.	Load Group	$D_a$	d	$d_1$	Colour	Weight	PU
	[t]						
83-AKK-013	1.0 - 1.3	60	10	20	blue	9.0	1
83-AKK-025	1.5 - 2.5	74	14	27	yellow	18.0	1
83-AKK-050	3.0 - 5.0	94	20	37	blue	29.0	1
83-AKK-075	6.0 - 7.5	118	25	48	red	53.0	1
83-AKK-100	8.0 - 10.0	118	29	48	yellow	55.0	1
83-AKK-150	12.0 - 15.0	160	35	71	grey	136.0	1
83-AKK-200	16.0 - 20.0	160	40	71	grey	136.0	1
83-AKK-320	32.0	214	51	89	black	360.0	1



Picture 2

**Table 3: Dimensions Steel Recess Former**

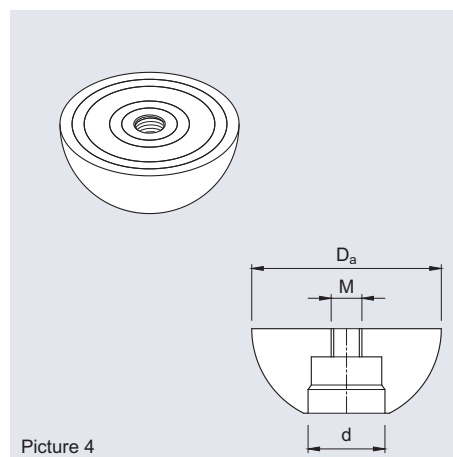
Art.-No.	Load Group	D <sub>a</sub>	M	d	Weight	PU
	[t]					
83-AKS-013	1.0 - 1.3	60	8	20	39.0	1
83-AKS-025	1.5 - 2.5	74	12	27	69.0	1
83-AKS-050	3.0 - 5.0	94	12	37	140.0	1



Picture 3

**Table 4: Dimensions Magnetic Recess Former**

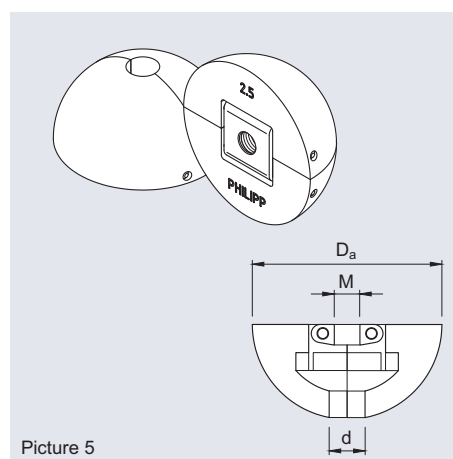
Art.-No.	Load Group	D <sub>a</sub>	M	d	Weight	PU
	[t]					
83-AKM-013	1.0 - 1.3	60	8	20	40.0	1
83-AKM-025	1.5 - 2.5	74	12	27	64.0	1
83-AKM-050	3.0 - 5.0	94	12	37	132.0	1



Picture 4

**Table 5: Dimensions Steel Recess Former with Hinge**

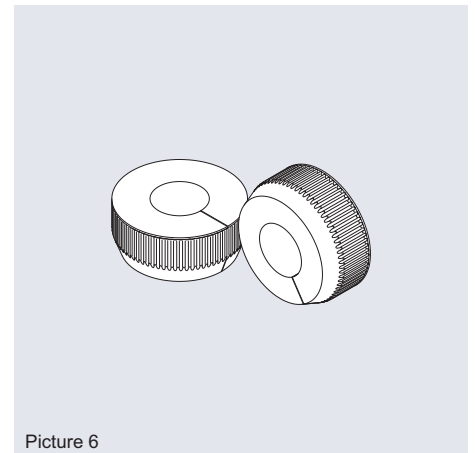
Art.-No.	Load Group	D <sub>a</sub>	M	h	Weight	PU
	[t]					
83-AKA-013	1.0 - 1.3	60	8	30	36.0	1
83-AKA-025	1.5 - 2.5	74	10	37	67.0	1



Picture 5

**Table 6: Rubber Sleeve**  
(for Steel Recess Former)

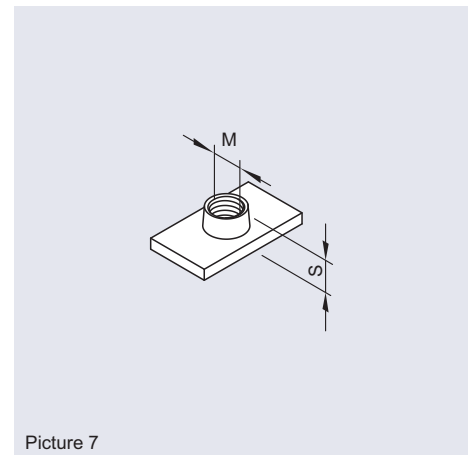
Art.-No.	Load Group [t]	Weight [kg/100 pcs.]	PU [pcs.]
83-GMS-013	1.0 - 1.3	0.40	1
83-GMS-025	1.5 - 2.5	0.90	1
83-GMS-050	3.0 - 5.0	1.40	1



Picture 6

**Table 7: Stamping Part with Inner Thread**  
(for Rupper Reccess Former)

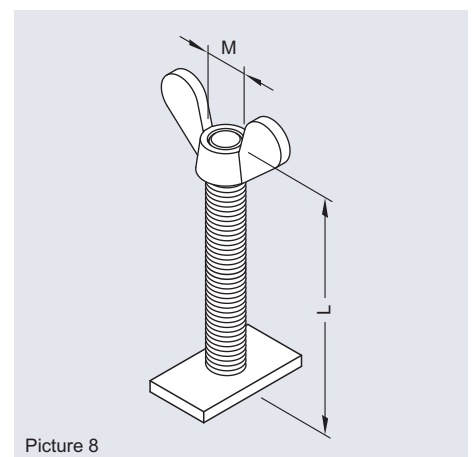
Art.-No.	Load Group [t]	M [mm]	S [mm]	Weight [kg/100 pcs.]	PU [pcs.]
83-SIG-013	1.0 - 1.3	8	8.5	1.0	1
83-SIG-025	1.5 - 2.5	8	11.0	1.8	1
83-SIG-050	3.0 - 5.0	10	12.5	2.6	1
83-SIG-075	6.0 - 7.5	12	15.0	3.9	1
83-SIG-100	8.0 - 10.0	12	15.0	3.9	1
83-SIG-200	12.0 - 20.0	12	15.0	6.3	1



Picture 7

**Table 8: Stamping Part with weld-on Threaded Rod**  
(for Rupper Reccess Former)

Art.-No.	Load Group [t]	M [mm]	L [mm]	Weight [kg/100 pcs.]	PU [pcs.]
83-SGS-013	1.0 - 1.3	8	80	4.0	1
83-SGS-025	1.5 - 2.5	8	80	9.0	1
83-SGS-050	3.0 - 5.0	10	80	10.0	1
83-SGS-075	6.0 - 7.5	12	110	17.0	1
83-SGS-100	8.0 - 10.0	12	110	17.0	1
83-SGS-200	12.0 - 20.0	12	120	23.0	1



Picture 8